

ROYAUME DU MAROC
LE PREMIER MINISTRE



FIXED TELEPHONY IN MOROCCO

*Quarterly Observatory** *June 2006*

- This document is published as an indication. Dispositions appearing in it are to be considered for information purposes.

SUMMARY

FIXED TELEPHONY MARKET

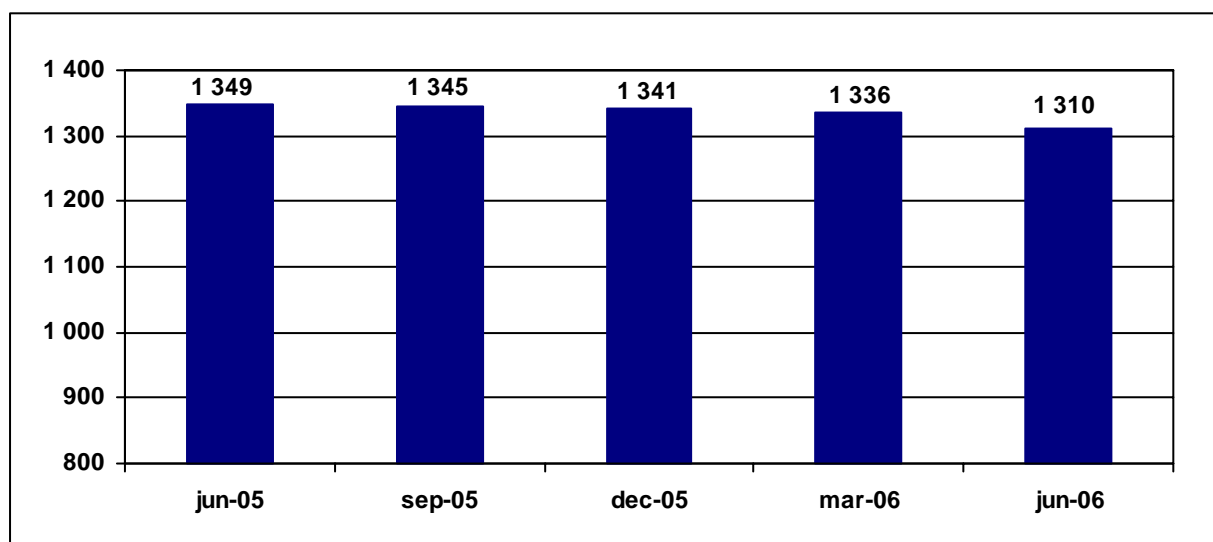
- GLOBAL MARKET
- PENETRATION RATE
- RESIDENTIALS SEGMENT
- PROFESSIONALS SEGMENT
- PUBLIC PAYPHONES

Global fixed telephony market

Fixed lines number

Fixed lines	jun-05	sep-05	dec-05	mar-06	jun-06
Market size	1 349 098	1 344 725	1 341 156	1 336 025	1 309 619
quarterly growth ¹	13 770	- 4 373	- 3 569	-5 131	-26 406
Growth (%) ²	1,03%	- 0,32%	- 0,27%	-0,38%	-1,98%
Penetration rate	4,51%	4,50%	4,49%	4,47%	4,38%

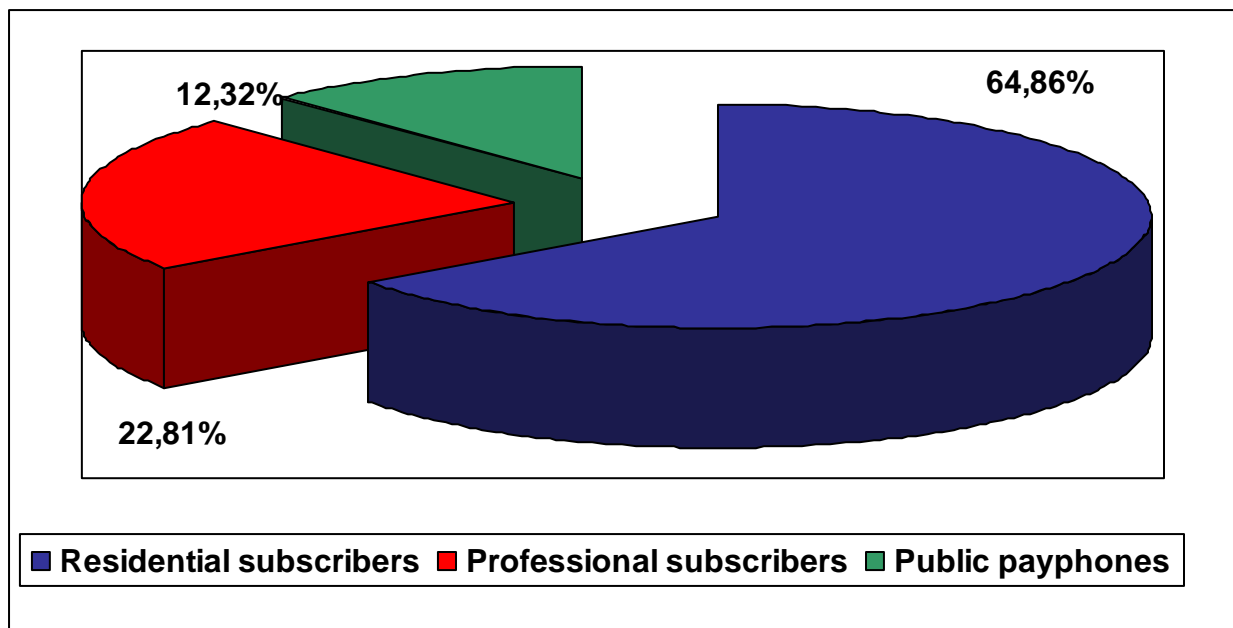
Quarterly Evolution of Fixed telephony market size (in thousands)



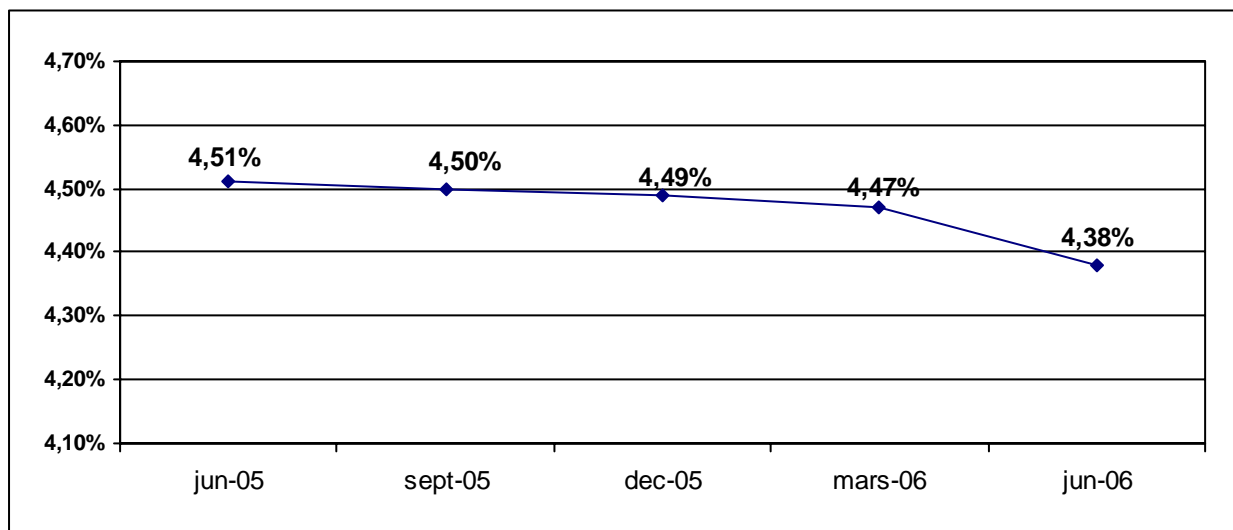
1 The growth at the quarter N equals to the difference between the market size of N and N-1.

2 % of growth at the quarter N equals to the difference between the market size of N and N-1 divided by the market size of N-1.

Fixed Market Repartition at June 30th



Quarterly Evolution of penetration rate

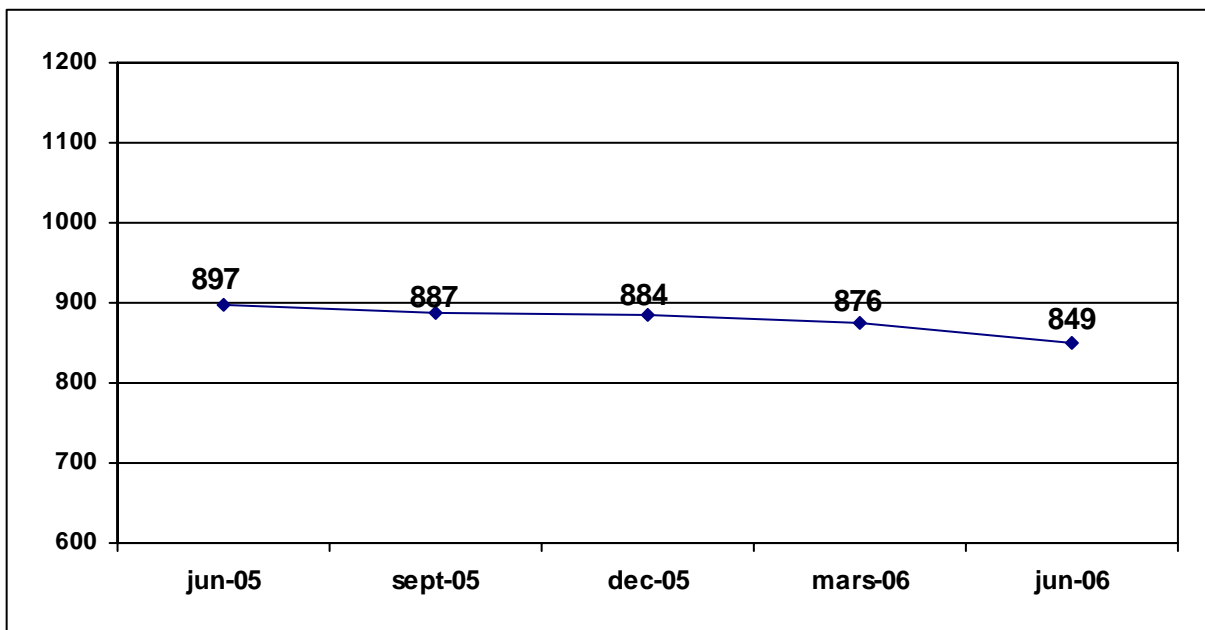


RESIDENTIALS SEGMENT

Number of residential subscribers:

Residential subscribers	jun-05	sep-05	dec-05	mar-06	jun-06
Market size	896 583	887 337	884 546	875 725	849 475
quarterly growth	7 905	- 9 246	- 2 791	-8 821	-26 250
Growth (%)	0,89%	- 1,03%	- 0,31%	-1%	-3%

Quarterly Evolution of residential market size (in thousands)

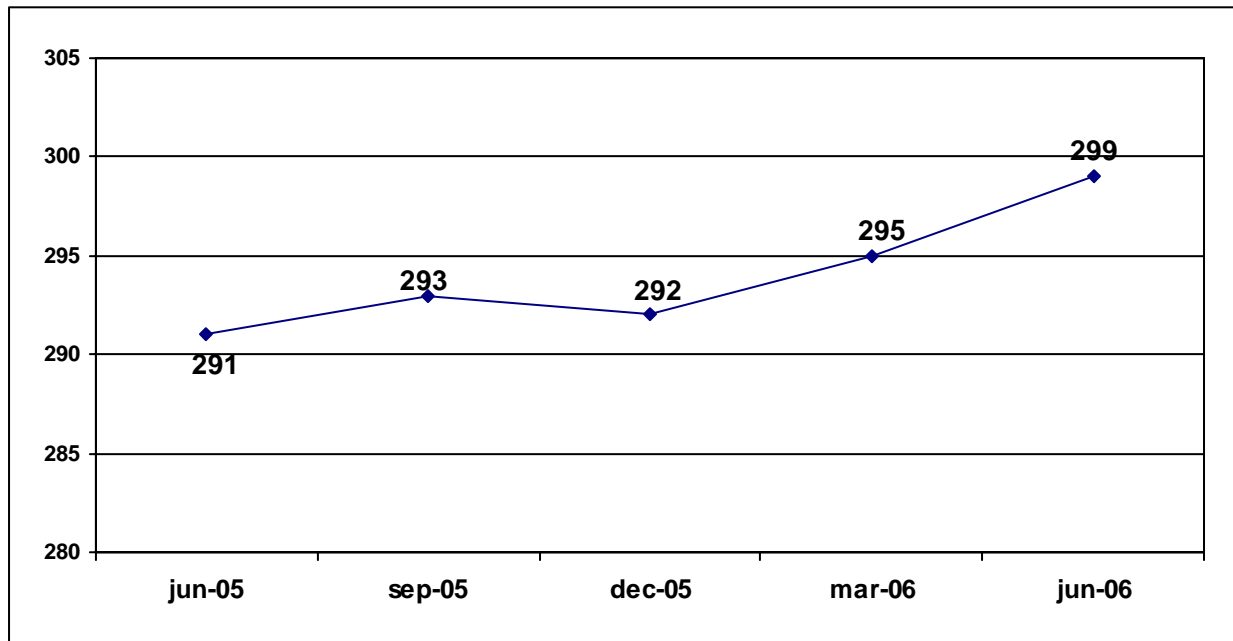


PROFESSIONALS SEGMENT

Number of Professional subscribers

Professional subscribers	jun-05	sep-05	dec-05	mar-06	jun-06
Market size	291 347	293 182	292 519	295 408	298 771
quarterly growth	3 355	1 835	- 663	2 889	3 363
Growth (%)	1,16%	0,63%	- 0,23%	0,99%	1,14%

Quarterly Evolution of Professional market size (in thousands)

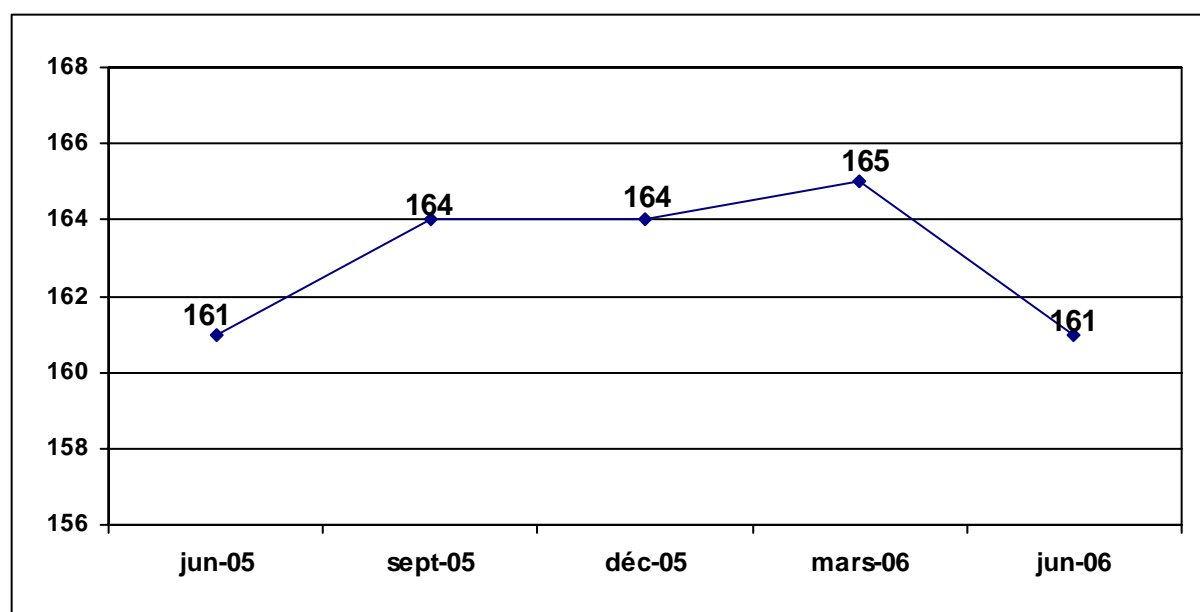


PUBLIC PAYPHONES

Number of Public payphones¹

Public payphones	jun-05	sep-05	dec-05	mar-06	Jun-06
Market size	161 168	164 206	164 091	164 892	161 373
quarterly growth	2 510	3 038	- 115	801	-3 519
Growth (%)	1,58%	1,88%	- 0,07%	0,49%	-2,13%

Quarterly Evolution of Public payphones market size (in thousands)



¹ The public payphones include phone shops, coin and card public telephones.