

ROYAUME DU MAROC
LE PREMIER MINISTRE



FIXED TELEPHONY IN MOROCCO

*Quarterly Observatory** *December 2007*

- This document is published as an indication. Dispositions appearing in it are to be considered for information purposes.

SUMMARY

FIXED TELEPHONY MARKET

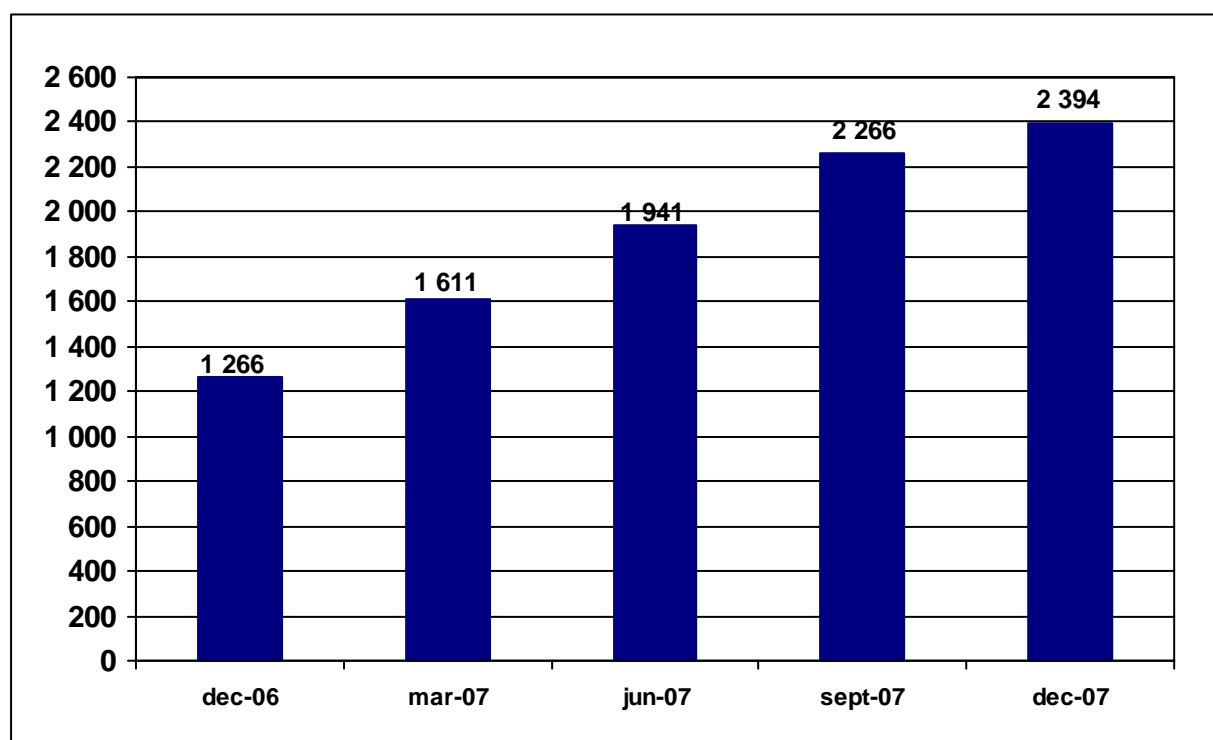
- GLOBAL MARKET
- PENETRATION RATE
- RESIDENTIALS SEGMENT
- PROFESSIONALS SEGMENT

Global fixed telephony market

Fixed lines number¹

Fixed lines	Dec-06	Mar-07	Jun-07	Sept-07	Dec-07
Market size ²	1 266 119	1 611 002	1 940 896	2 266 325	2 393 767
Of which restricted mobility	-	337 376	656 784	983 174	1 100 302
quarterly growth ³	- 1 003	344 883	329 894	325 429	127 442
Growth (%) ⁴	- 0.08%	27.24%	20.48%	16.77%	5.62%
Penetration rate	4.24%	5.39%	6.36%	7.43%	7.85%

Quarterly Evolution of Fixed telephony market size (in thousands)



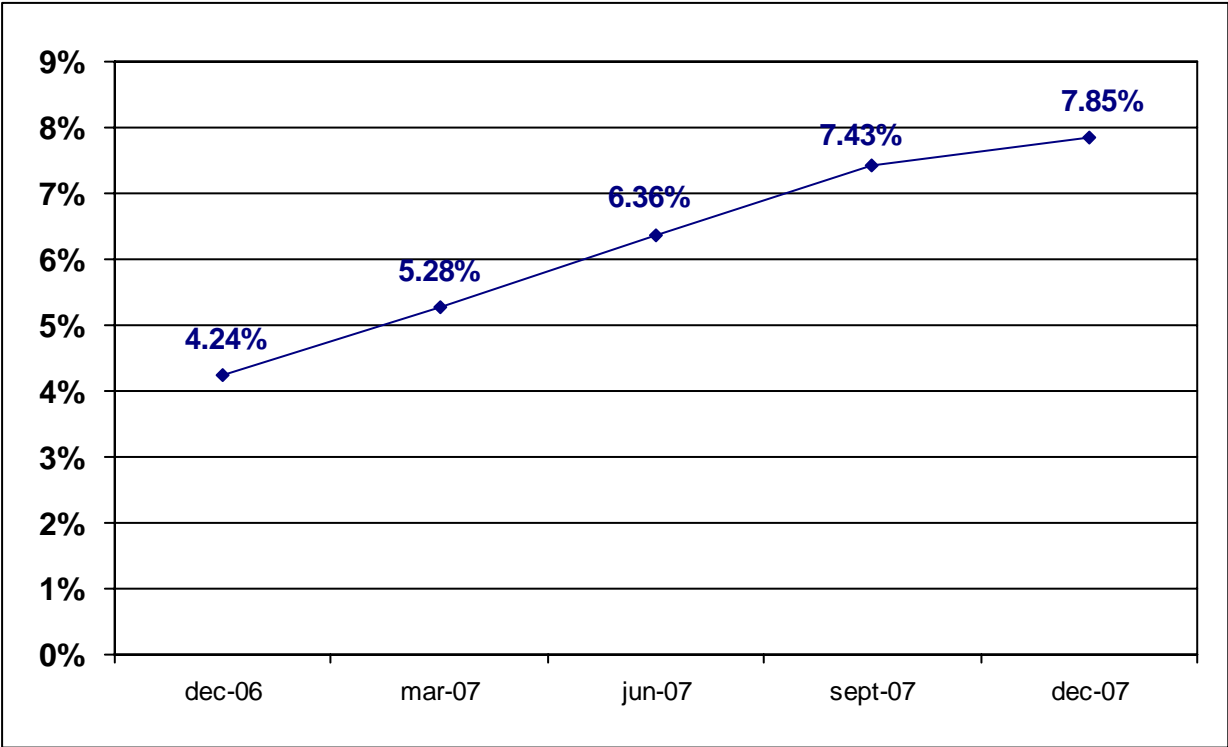
¹ A draft decision for the definition of a subscriber to Fixed telephony is in process in coordination with the different operators.

² This figure is calculated on the basis of data communicated by the three operators. It could be modified in the next publications after the adoption of the decision relating to the definition of a subscriber to the Fixed telephony.

³ The growth at the quarter N equals to the difference between the market size of N and N-1.

⁴ % of growth at the quarter N equals to the difference between the market size of N and N-1 divided by the market size of N-1.

Quarterly Evolution of penetration rate⁵



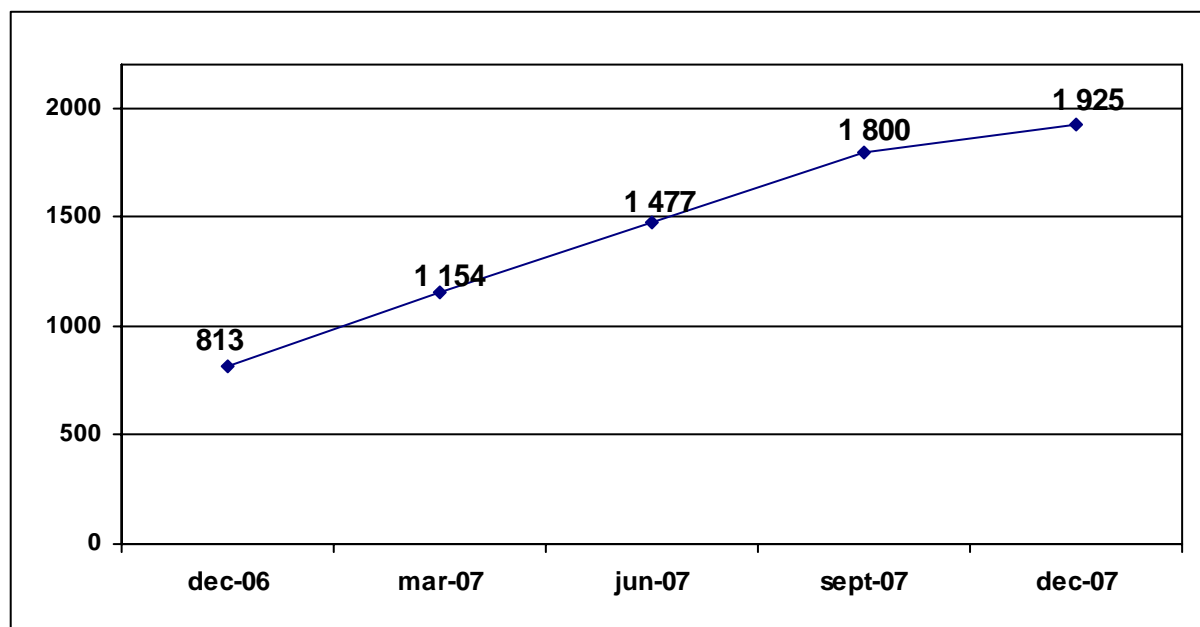
⁵ The accounting of the penetration rate for fixed telephony by the ANRT Market Observatory is based, till December 2006, on the population projections published by the Statistics Department/HCP based on the General census of population 2004. Starting from March 2007, the reference population for accounting this rate results from 2006 projections of the Statistics Department/HCP.

RESIDENTIALS SEGMENT

Number of residential subscribers:

Residential subscribers	Dec-06	Mar-07	Jun-07	Sept-07	Dec-07
Market size	813 000	1 153 882	1 476 648	1 800 131	1 924 816
quarterly growth	- 886	340 882	322 766	323 483	124 685
Growth (%)	- 0.11%	41.93%	27.97%	21.91%	6.93%

Quarterly Evolution of residential market size (in thousands)

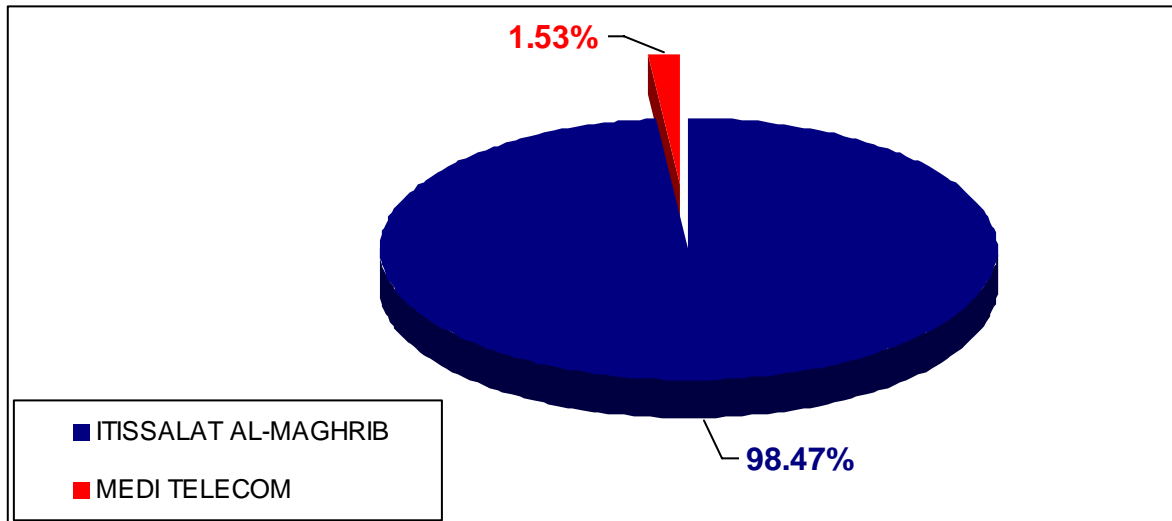


PROFESSIONALS SEGMENT

Number of Professional subscribers

Professional subscribers	Dec-06	Mar-07	Jun-07	Sept-07	Dec-07
Market size	295 762	296 860	305 071	306 643	309 259
quarterly growth	876	1 098	5 687	1 572	2 616
Growth (%)	0.30%	0.37%	1.9%	0.52%	0.85%

Market share at December 31st, 2007



Quarterly Evolution of Professional market size (in thousands)

