

# **INTERNET MARKET IN MOROCCO**

## **Quarterly Observatory\*** **-June 2012-**

- This document is to be considered for information purposes only.

## Summary

<b>Introduction.....</b>	<b>3</b>
I Recall of various types of Internet access.....	3
II State of the total market at June 2012.....	4
<b>State of the narrowband market.....</b>	<b>7</b>
I Evolution of the narrowband Dial Up ' Classic' and ' Flat rate' subscribers .....	7
II Distribution of the number of subscribers for Dial Up narrowband ' Classic' and ' Flat rate'.....	7
<b>State of the broadband market.....</b>	<b>8</b>
I Evolution of the number of subscribers for ADSL.....	8
II Evolution of the number of subscribers for Internet Leased Lines.....	9
<b>State of the 3G Internet market.....</b>	<b>10</b>
I Evolution of the 3G Internet accounts.....	10
II. 3G Internet Offers (Data Only) .....	11
III. 3G Internet Offers (Voice+Data) .....	12
<b>Evolution of the Internet average monthly bill per customer.....</b>	<b>13</b>

## Introduction

### I. Various types of Internet access

A various offers of Internet access offers are subscribed by the end-user according to his needs and according to the required comfort of connection. Thus, the main Internet offers include the Dial Up access with and without subscription and, "Flat rate" access, "Internet Leased Lines", 'ADSL' access and 3G Internet access.

The principle of these various offers can be specified as follows:

- **The Traditional Dial Up Access to the Internet** : it allows any user having a telephone line and a computer equipped with a modem to connect to the Internet by contracting as a preliminary a monthly subscription within an Internet Service Provider. This offer allows the subscriber to access to the Internet according to his specific needs and to pay the time of connection according to telephone tariff into force.
- **The "Flat rate" offers:** They include the payment of a monthly fixed amount which includes "the Internet subscription and the communications". The durations included in the "Flat rate" vary following the Internet Service Provider. This offer makes it possible to the subscribers to control their Internet use.
- **Broadband access via ADSL:** it allows the end-user to make a high speed connection (128, 153, 256, 512, 1024 kbit/s, 2 Mbit/s, 4 Mbit/s, 8 Mbit/s, 20 Mbit/s), without worrying nor about the time of connection nor about the volume of exchanged data.
- **The Internet access via Leased Lines:** It is an offer of Internet access with a fixed speed according to different levels n\*64kbit/s.
- **3G Internet access:** It concerns any holder of a post-paid subscription contract for 3G Internet service that is not canceled or temporarily suspended for not less than three (3) months or any subscription type prepaid Internet service who have taken at least a charge (Internet) during the three (3) last months or whose charge is valid. These services can be either a "Data Only" offer or a Voice offer necessarily combined with an Internet offer.

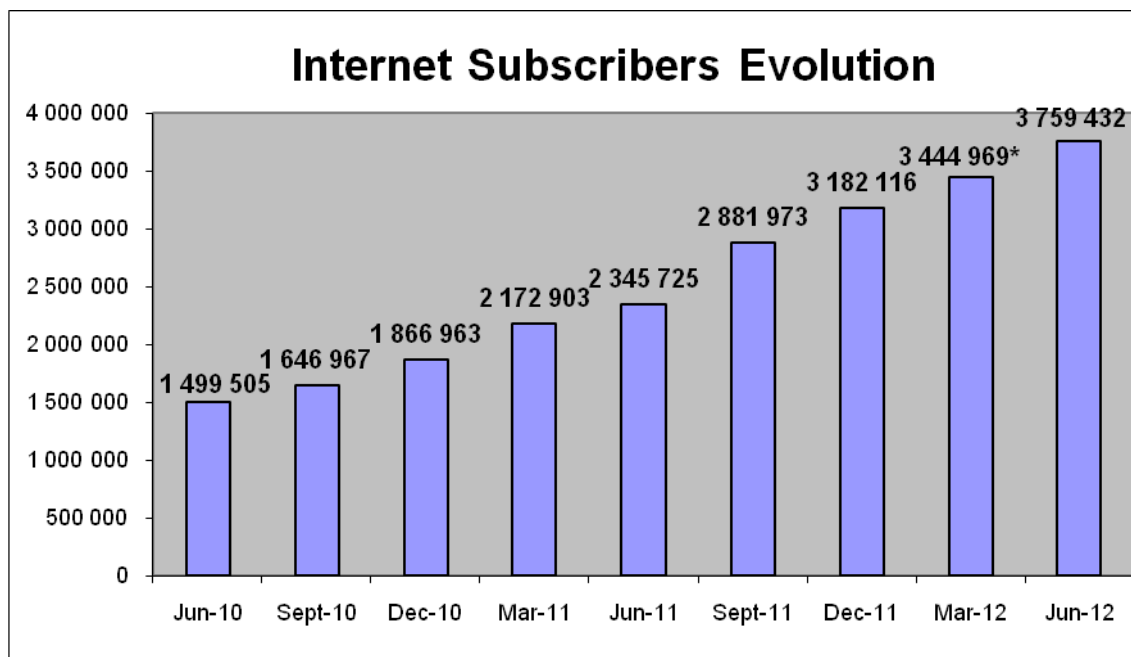
## II. State of the global market at June 2012

According to the new decision No. 06/11 of 25 January 2011 laying down the accounting mode of the 3G Internet subscribers and given the evolution of the 3G Internet service especially the Internet access combined with the 3G mobile phone service as well as the significant expansion experienced by the mobile phone market that supports this new generation technology (Smart Phones), the Internet observatory document has been modified. This trend is also in line with trends in international practices in this area.

Therefore, the 3G Internet accounts are now presented in two distinct parts, one relating to the "Data only" accounts and the other to the "Voice + Data" accounts.

These two offers will be considered together in calculating the global Internet accounts while 3G offers combined "Voice + Data " were not recorded so far in the 3G accounts in previous publications.

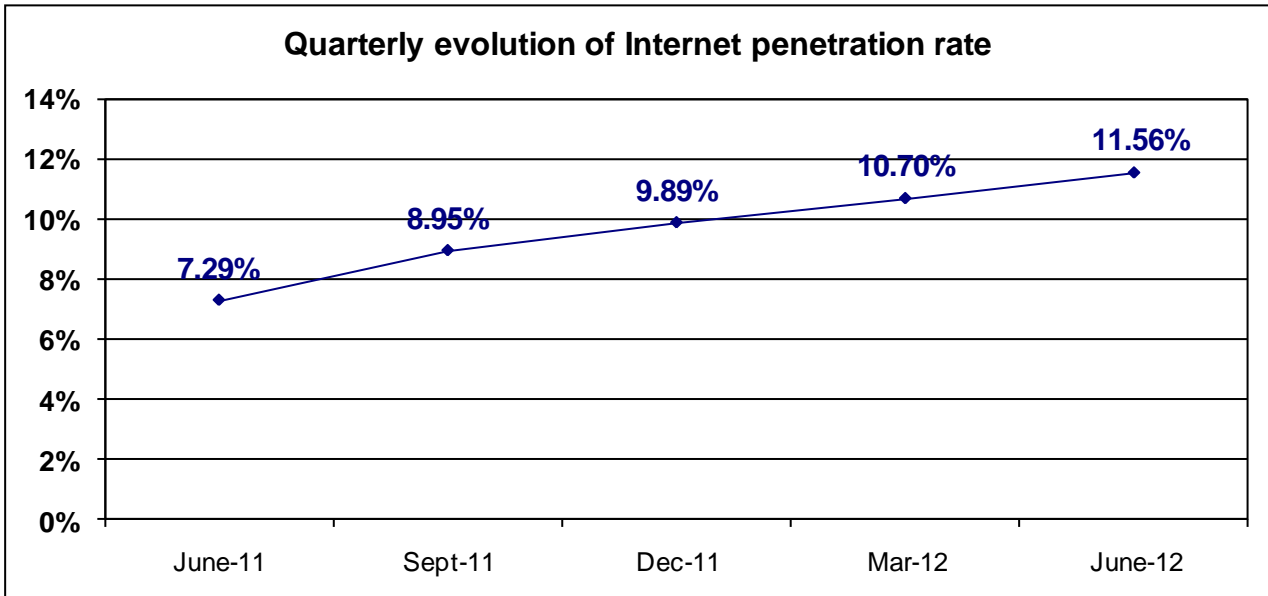
At the end of June 2012, the figures transmitted by the ISP's (Internet Service Providers) delivered the following evolutions of the number of Internet subscribers.



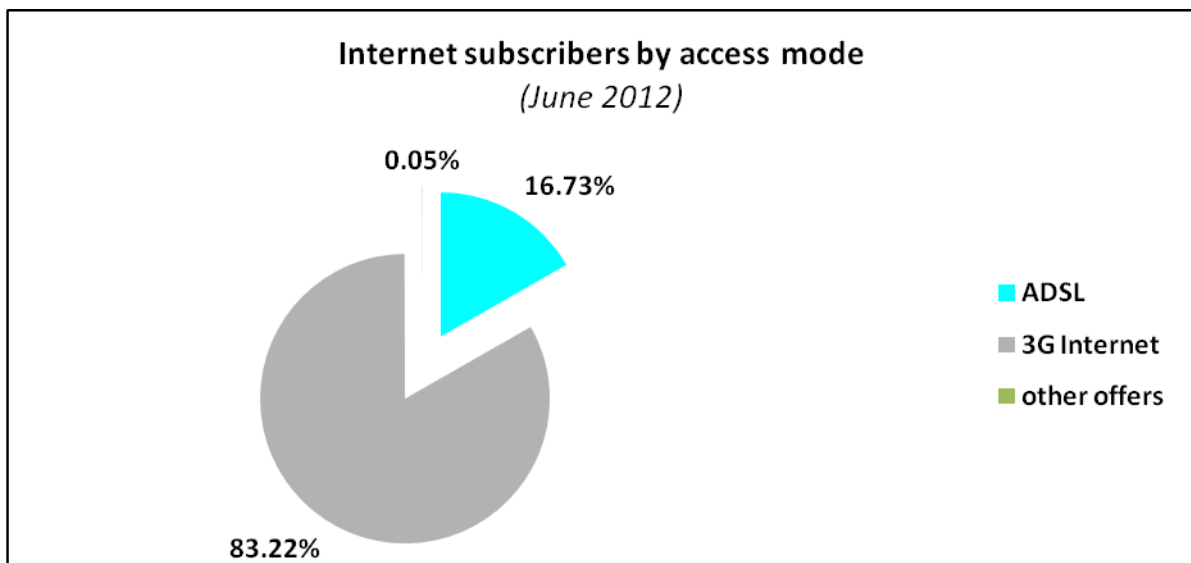
\*This figure replaces the 3 400 899 in the last observatory (March 2012) after a change in data transmitted by some operators.

Internet market is always in progression recording a quarterly increase of 9.13% and an annually one of 60.27%.

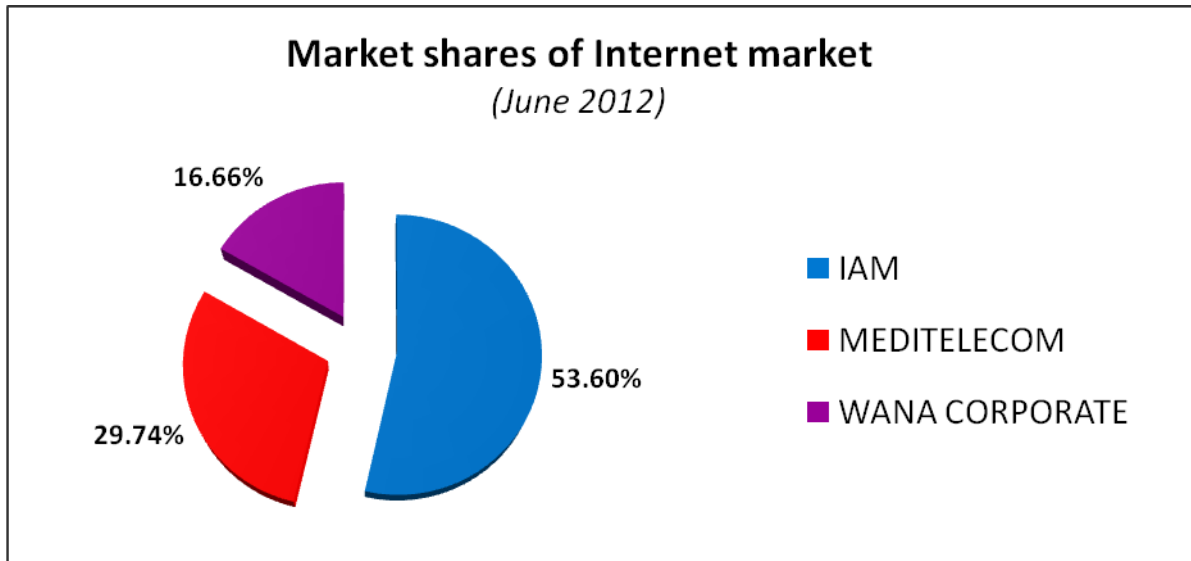
The Internet penetration rate reached 11.56% at the end of June 2012.



The distribution of subscribers by access mode is as follows, with a predominance of the 3G internet access, representing 83.22% of the global Internet market and broadband ADSL Internet access with 16.73%.



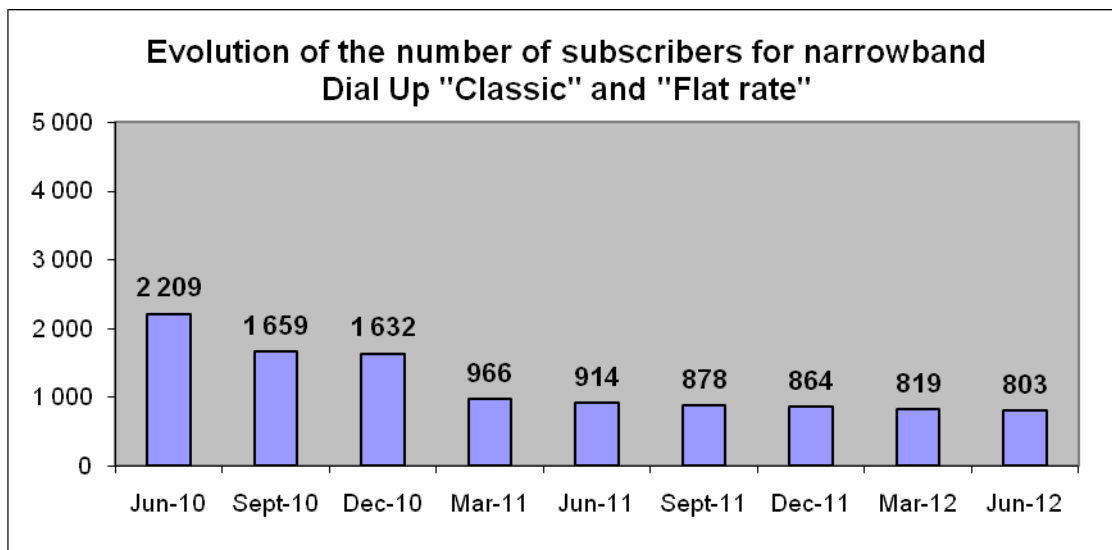
In terms of market share, IAM holds 53.6% of the Internet subscribers market followed by Medi Telecom with 29.74% and Wana Corporate with 16.66%.



## State of the narrowband market

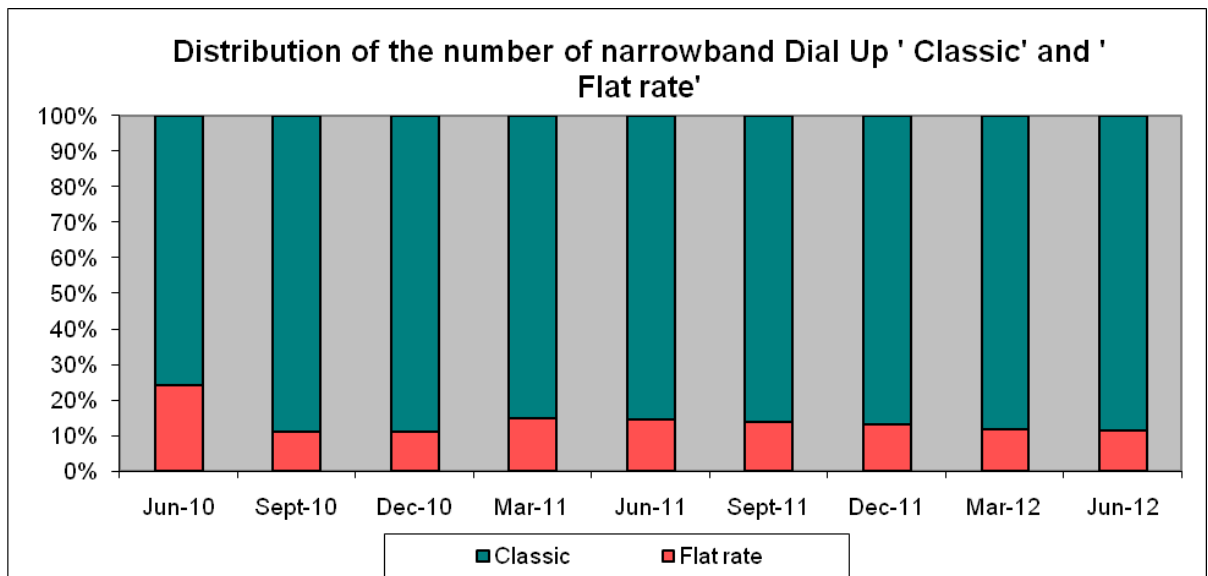
### I. Evolution of the narrowband Dial Up 'Classic' and 'Flat rate' subscribers

The figures received from ISP's at the end of June 2012 showed a quarterly decrease of 1.95% in the number of accounts for 'Classic subscriptions' and 'Flat rate' access options with 803 subscribers.



### II. Distribution of the number of subscribers for narrowband Dial Up 'Classic' and 'Flat rate'

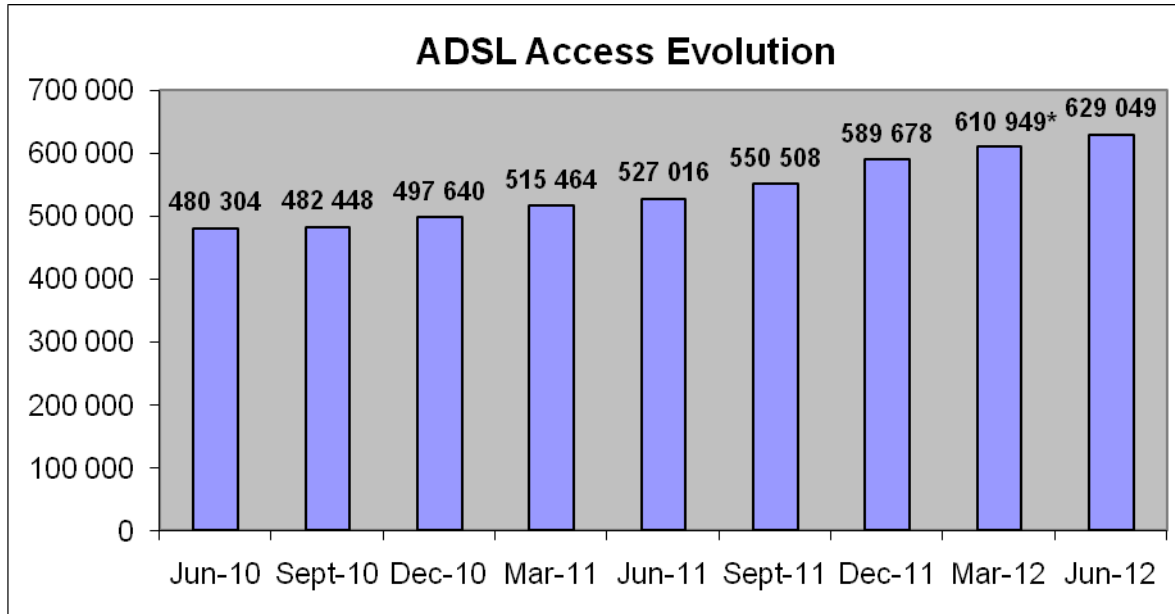
Relative shares of the Flat rate and the classic accesses are illustrated in the following chart:



## State of the broadband market

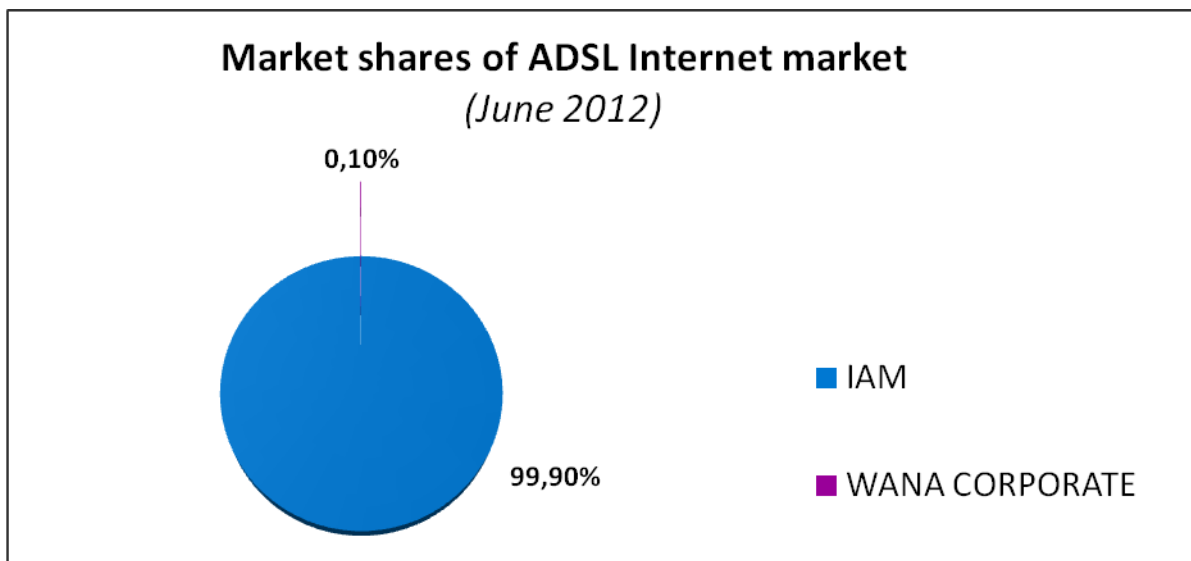
### I. Evolution of ADSL subscribers

The number of ADSL subscribers' increased by 2.96% over the second quarter of 2012. The annual evolution of the ADSL accounts is about + 19.36%.



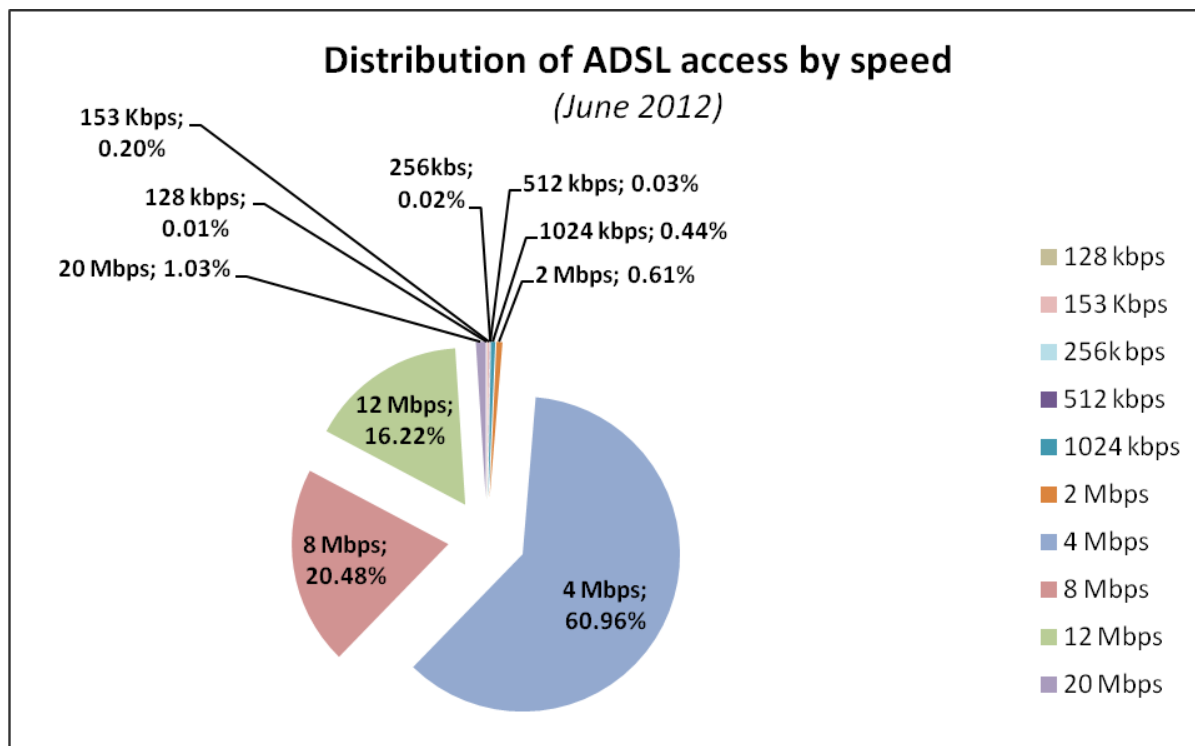
\*This figure replaces the 566 879 published in the last observatory (March 2012) after a change in data transmitted by some operators.

In terms of market shares, IAM holds 99.90% of the ADSL Internet accounts.



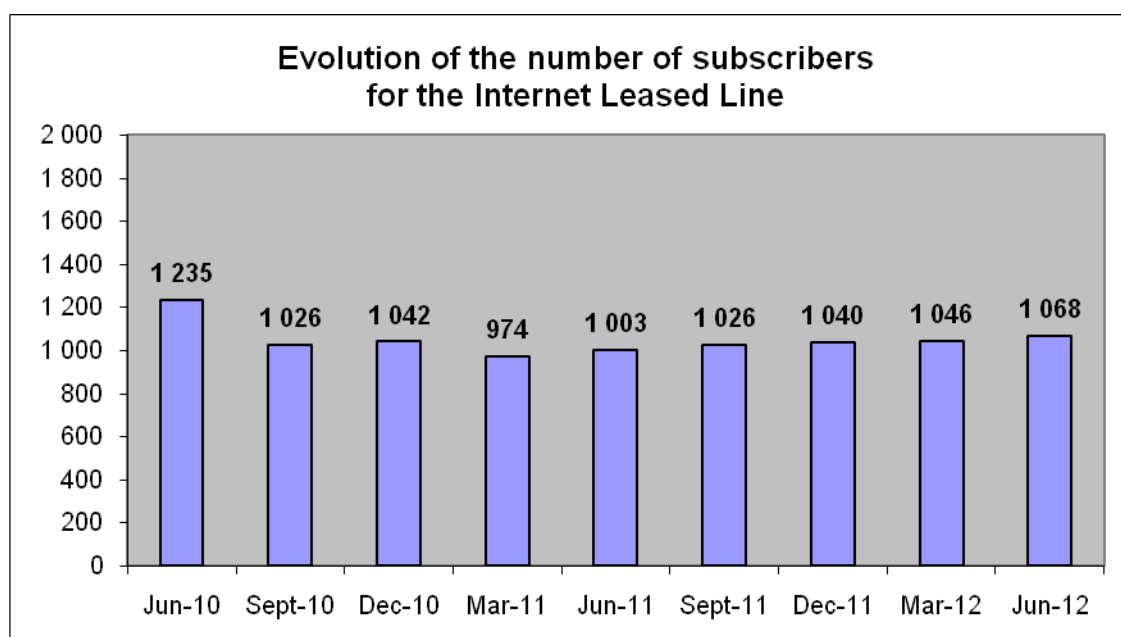


The distribution of ADSL access accounts by speed is as follows, with a predominance of 4 Mbits/s accesses with 60.96% of the ADSL Internet market at the end of June 2012 followed by 8 Mbits/s (20.48%) and 12 Mbits/s (16.22%).



## II. Evolution of the number of subscribers for Internet Leased Lines

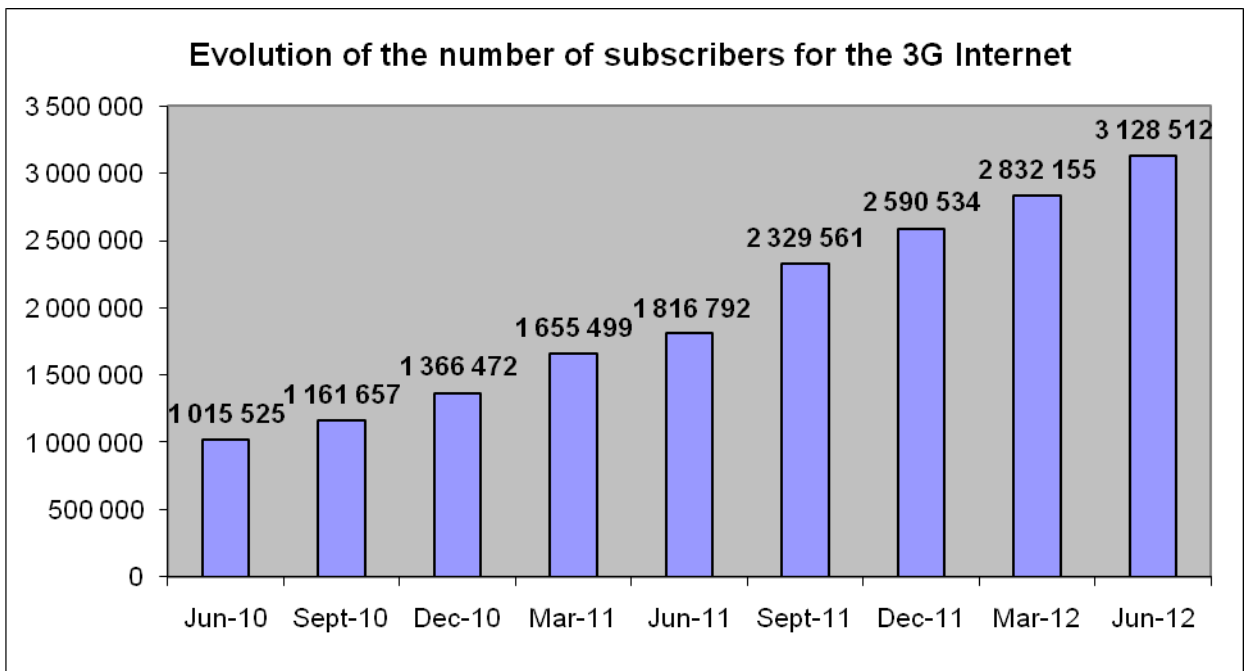
The estimated number of Internet access via Leased Lines (LL) achieved 1 068 at the end of June 2012 and increased by 2.10% over a quarter and by 6.48% over a year.



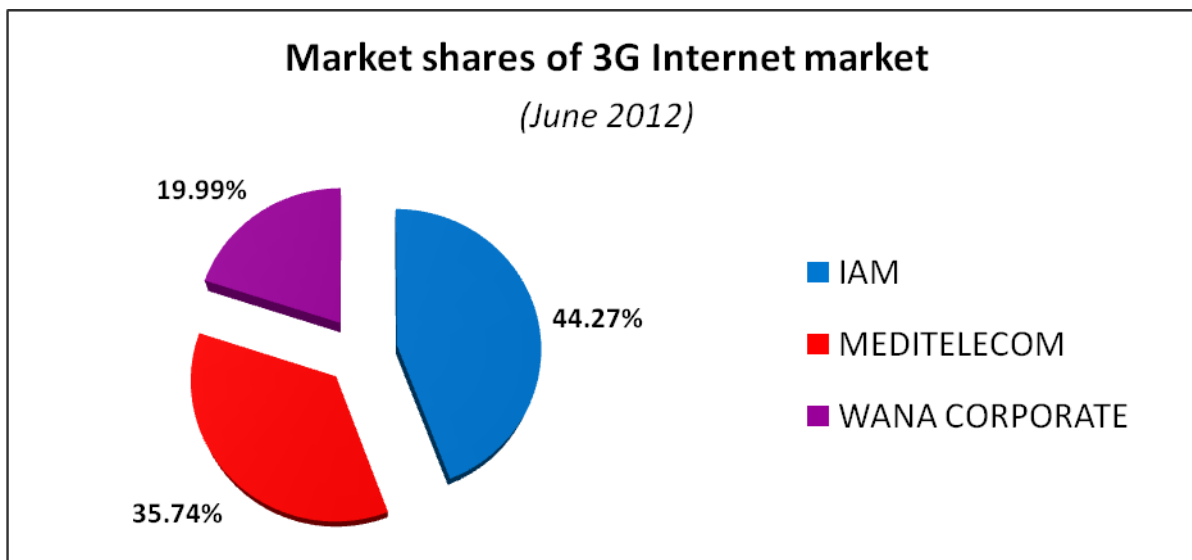
## State of the 3G Internet market

### I. Evolution of the 3G Internet accounts

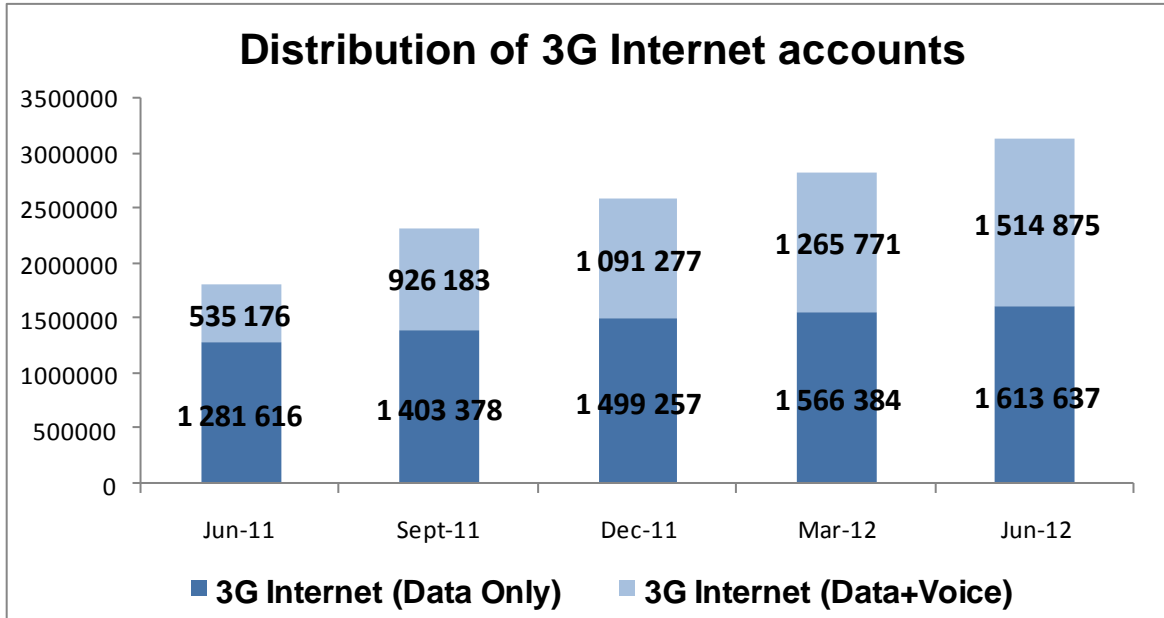
At the end of June 2012, the number of 3G Internet subscribers reached 3 128 512 recording an increase of 10.46% over the second quarter of 2012 and 72.20% since June 2011.



In terms of market share, IAM holds 44.27% of the 3G Internet accounts followed by Medi Telecom with 35.74% and Wana Corporate with 19.99%.

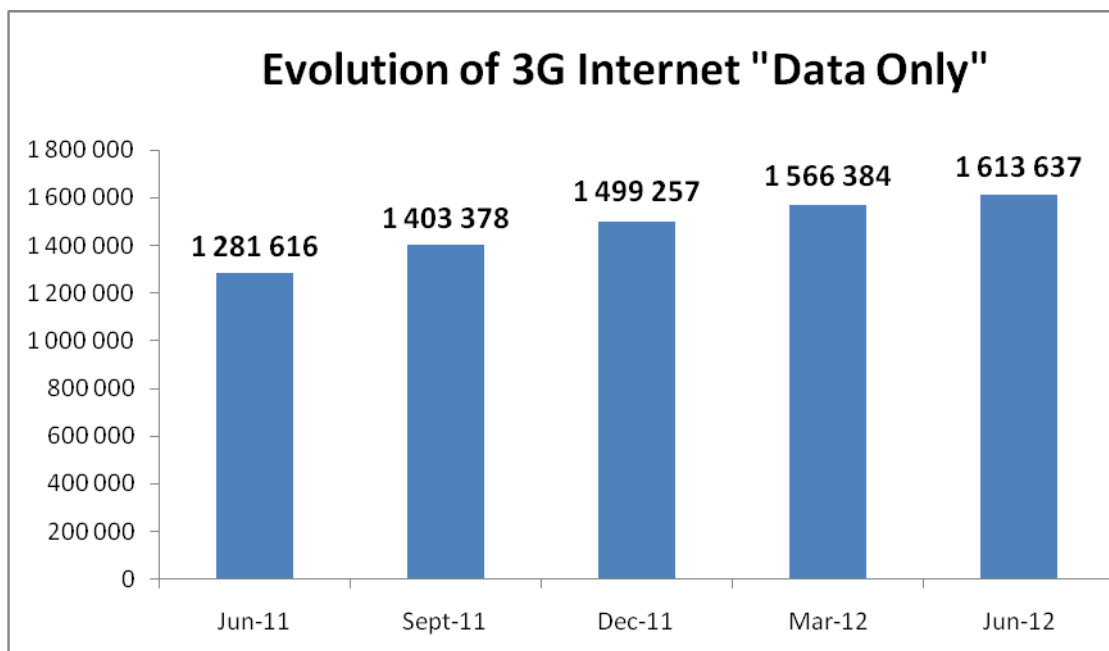


At the end of June 2011, the 3G Internet accounts for “Data Only” totaled 1 613 637 (51.58%) while the number of customers using “Voice+Data” reached 1 514 875 (48.42%).



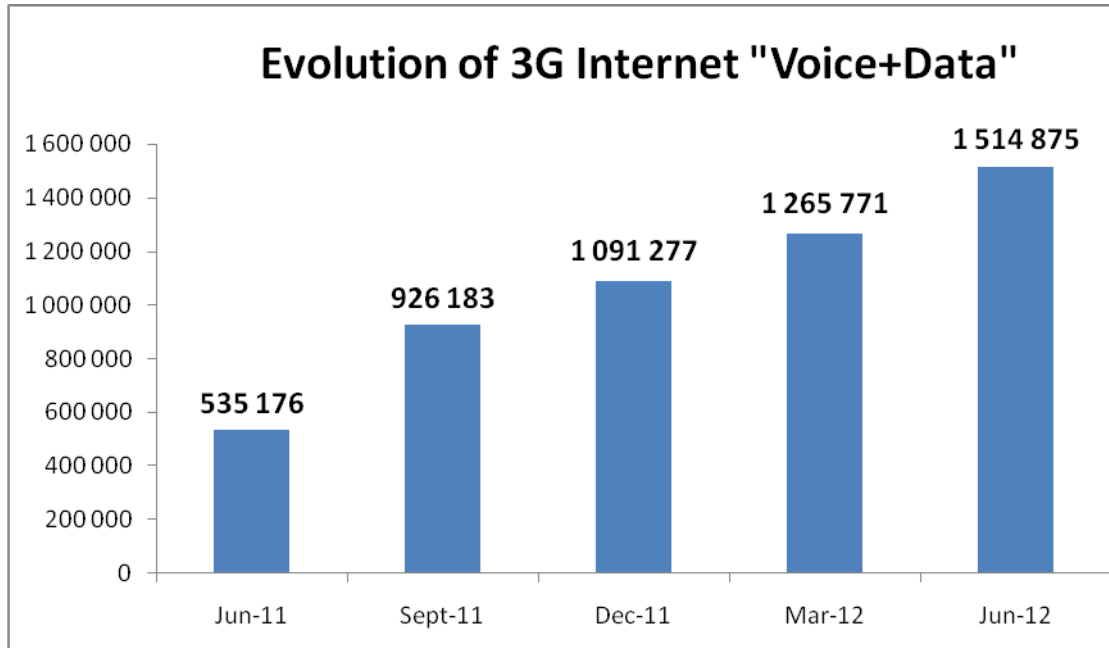
## II. 3G Internet Offers (Data Only)

The 3G Internet "Data Only" accounts reached 1 613 637 subscribers at the end of June 2012 carrying out a quarterly growth of 3.02%.



### III. 3G Internet Offers (Voice+Data)

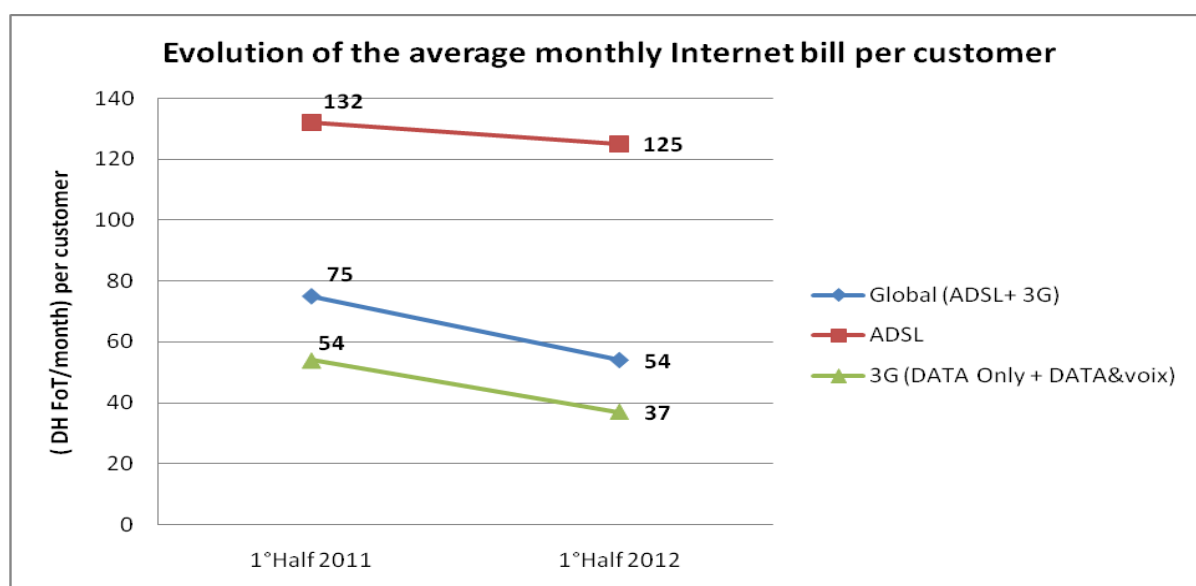
The 3G Internet "Voice + Data" accounts had reached 1 514 875 subscribers at the end of June 2012 achieving a quarterly growth of 19.68%.



## Evolution of the Internet Average Monthly Bill Per Customer

Evolution of the Internet average monthly bill per customer<sup>1</sup>

	1° Half 2011	1° Half 2012	Evolution
<b>Internet average monthly bill per customer (in DH Free of Tax/month/customer)</b>	<b>75</b>	<b>54</b>	<b>- 28%</b>
➤ <b>ADSL</b>	<b>132</b>	<b>125</b>	<b>- 5%</b>
➤ <b>3G Access</b>	<b>54</b>	<b>37</b>	<b>- 31%</b>



- The downward trend in prices measured by the average monthly bill for Internet customer is confirmed. Indeed, it had dropped from 75 DHFoT/month/customer at the end of June 2011 to 54 DHFoT/month/customer at the end of June 2012 outstanding a decline of 28%.
- The bill of 3G Internet had dropped from 54 DHFoT/month/customer at the end of June 2011 to 37 DHFoT/month/customer at the end of June 2012 outstanding a 31% drop. While for ADSL, it moved from 132 DHFoT/month/customer at the end of June 2011 to 125 DHFoT/month/customer at the end of June 2012 making a 5% decline.

<sup>1</sup>The average monthly bill per customer is calculated by dividing turnover free of tax by average Internet subscribers and the period in months.